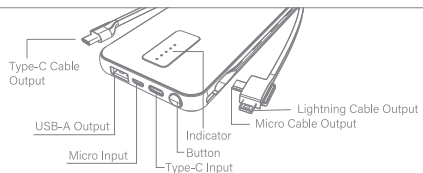


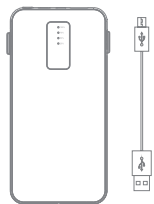
POWER BANK INSTRUCTIONS

P248



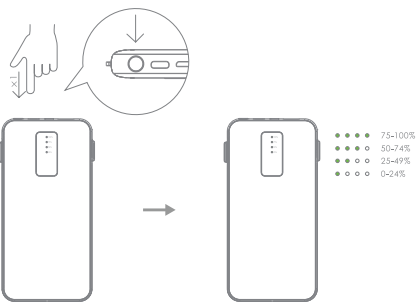
Power Bank Specification

Polymer Battery: 3.7V/10000mAh
 Micro Input: 5V-2A
 Type-c Input: 5V-2A
 USB Output: 5V-2.4A
 Type-c Cable Input: 5V-3A(Max)
 Type-c Cable Output: 5V-3A(Max)
 Lightning & Micro Cable Output: 5V-2A(Max)
 Total Output: 5V-3A(Max)
 Weight: 214g
 Dimension: 76 x14.8x 145.3mm


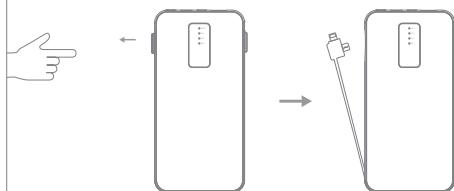


Please read the manual carefully before use.

Bottom Usage

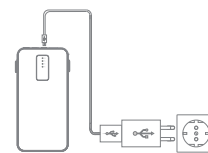


Pull Out Line

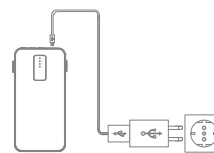


Charging power bank

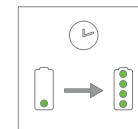
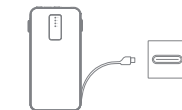
① Micro Input



② Type-C Input



③ Type-C Cable Input



○ ○ ○ ○ 0-24%
 ○ ○ ○ ● 25-49%
 ○ ○ ● ● 50-74%
 ○ ● ● ● 75-99%
 ● ● ● ● 100%

Caution


- ⚠ Avoid to use or store in a damp, rainy or hot environment for a long time. Avoid explosion. (Working temperature: Charging 0-45°C, discharging -10°C to 60°C, storing -20°C to 60°C).
- ⚠ It is strictly prohibited to put the products into water or clean by wet cloth to avoid the leakage or short circuit.
- ⚠ Avoid any covering, or put things on products to avoid influencing the products cooling.
- ⚠ Avoid using the products without watching.
- ⚠ Do not disassemble, the product doesn't equip with any parts for change.
- ⚠ Do not drop, shaking, drub, strike, squeeze this product.
- ⚠ Do not make the positive and negative of the product input or output short circuit, to avoid equipment or external objects burning.

Caution

- ⚠ Please place the product out of reach of children.
- ⚠ To avoid any damage, charging problem or smoking, burning risk caused by overload, please use the original charger, that the rated output can match power bank input index (Original charger with 3C certification)
- ⚠ Please remove the charger once power bank is fully charged
- ⚠ Once there is smell, burning hot, color-changing, distortion, or leaking during the power bank working, please stop using it immediately; if battery liquid fall on the skin by accident, please wash the skin by water immediately and see a doctor if necessary.
- ⚠ Dispose your unused power bank properly.

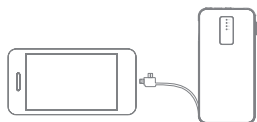
Tips

Daily using can make power bank in a best status.
 If long time lay aside, please keep 50% capacity and charging every 3 months.
 Any products should be used in a safe environment, especially electronic product, pay attention to safe use of electricity.

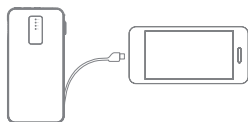


Charging mobile phone

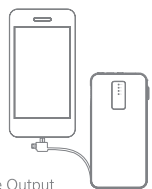
① Lightning Cable Output



② Type-C Cable Output



③ Micro Cable Output



④ USB-A Output

